



Theoretical
& hands-on
course

Paediatric Minimally Invasive Surgery and Urology Course

LAPAROSCOPY

Geneva, Switzerland, 23-24 août 2021

Organisers and Invited Faculty



Pr Amulya Saxena
Consultant Paediatric Surgeon, Chelsea Children's Hospital, Chelsea and Westminster Healthcare NHS, London, UK



Dr Oliver Sanchez
FMH-certified Paediatric Surgeon, Division of Paediatric Surgery, Lausanne University Hospitals, University Center of Pediatric Surgery of Western Switzerland



Dr Enrico Brönnimann
FMH-certified Paediatric Surgeon, Division of Paediatric Surgery, Geneva University Hospitals, University Center of Pediatric Surgery of Western Switzerland



Pr L. Vutskits
Head of the Paediatric Anaesthesia Unit, Geneva University Hospitals, Switzerland




Pr Barbara Wildhaber
Head of Paediatric Surgery, Geneva University Hospitals, University Center of Pediatric Surgery of Western Switzerland




Mr Harish Chandran
Consultant Paediatric Surgeon, Birmingham Children's Hospital, Birmingham Women's and Children's NHS, Birmingham, UK



Mr Pankaj Mishra
Consultant Paediatric Surgeon, Evelina Children's Hospital, Guy's and St Thomas NHS, London, UK



Dr Peter Zimmermann
Consultant Paediatric Surgeon, University Hospital of Leipzig, Leipzig, Germany



Dr Naziah Khen-Dunlop
Consultant Paediatric Surgeon, Hôpital Necker-Enfants malades Paris, France



Dr Luca Mazzone
FMH-certified Paediatric Surgeon, Senior Physician, Department of Pediatric Visceral Surgery, University Children's Hospital Zurich

Welcome

Dear Colleagues,

The SWISS Foundation for Innovation and Training in Surgery (SFITS) has the pleasure to organise for the third time, after the success of recent years, the course on Paediatric Minimally Invasive Surgery and Urology.

The minimally invasive approach is becoming the standard for a growing number of procedures in all fields of paediatric surgery. But where can we start getting into them?

By being introduced to the specific theory, by being exposed to standardized operations in a simulative real-time setting, by being guided by experts in the field, by having a safety-belt during our first steps!

We are happy to offer you the opportunity to train on the avian model which we developed for neonatal MIS training and published recently.¹

We are offering this two-day course in the unique facilities provided by the SFITS, allowing surgeons of all levels to benefit from this formal theoretical teaching, but most importantly to have the opportunity to exercise on a wide range of carefully selected models, while exchanging and discussing operative techniques with internationally recognized experts.

Welcome to the Paediatric Minimally Invasive Surgery and Urology course!


Prof. Barbara Wildhaber
Paediatric Surgeon

B. Wildhaber

¹ Zimmermann, P., Wiseman, A.X., Sanchez, O. et al. The avian model: a novel and cost-effective animal tissue model for training in neonatal laparoscopic surgery. J Ped Endosc Surg 1, 99–105 (2019). <https://doi.org/10.1007/s42804-019-00027-8>

Course description

Theoretical & hands-on course, aimed at junior and senior trainees



Day 1

- is aimed at junior trainees, offering up to date teaching by experts on the physiological particularities of laparoscopy in children, pain management, but also technical aspects covering from the fine tunings of the stack to the basics of laparoscopy ergonomics. During the day 5 hours of hands-on exercices will follow with a view to improving laparoscopic knotting, suturing and dissection, with the help of animal models. The highlight of the day is the new avian model proposing adapted training opportunity to juniors, as well as to advanced trainees.



Date

23-24 août 2021

- Two day hands-on course for pediatric surgeons on cadaveric animal models including the new avian model
- Full equipment in brand new surgical training center
- Multimedia-learning with training videos during hands-on practice

Day 2

- is a laparoscopy technique masterclass for senior trainees and will entail two half-days of hands-on practice on animal models, with short video presentations, and high tutor-participant ratio.



Participation fees

- including lunches and dinner

Day 1: CHF 450 - BASIC

Day 2: CHF 500 - ADVANCED

-10% for EUPSA members

Registration

Please book your participation via the SFITS web application:

Go to

<https://calendar.sfits.ch>

or scan QR code



Alternatively, you can send your application request to inscription@sfits.ch with the following information:

- Title of the course:
Pediatric surgery 23-24 août 2021
- Name, phone, title, hospital

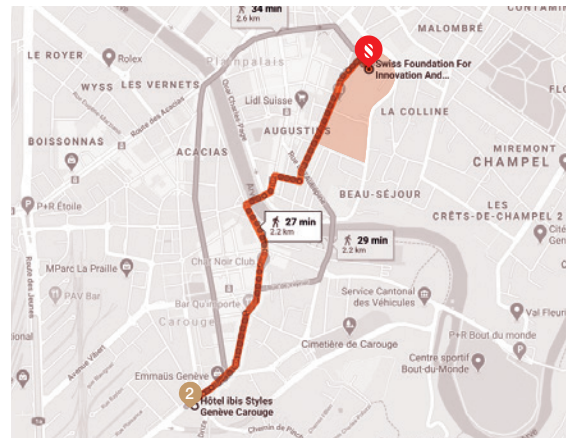
Please note the number of places is limited and registration will be taken in order of receipt.

Contact for more info: inscription@sfits.ch

Venue

SFITS SWISS Foundation for Innovation and Training in Surgery

1 Rue Gabrielle-Perret-Gentil 4, 1205 Geneva
+41 22 322 9100



Hotel recommandations

- not included in the course fees

2 ibis Styles Genève Carouge Hotel
Route De Saint Julien 3, 1227 Carouge

- Room price: CHF 149 - single
- CHF 169 - double occupancy (Breakfast included for both)

This special offer can be applied with the following codes: Company name: SFITS, Company code: SCP1710594, Access code: SF327CH797.

More information

www.sfits.ch



Day 1 - Basic course

08:00	Welcome coffee	
08:30	Introduction of sponsors	
09:00-10:00	Theoretical session	
20‘	Pr. A. Saxena	Instruments and equipment
20‘	Pr. A. Saxena	Ergonomics in endoscopic surgery
20‘	Pr. A. Saxena	Trouble shooting and checklist
10:00-12:00	Hands-on session	
	Pelvitrainer - Suturing model	
12:00-13:00	Lunch break	
13:00-16:00	Hands-on session	
	Avian model	dissection, pneumoperitoneum, small space, energy device, intestinal anastomosis, cholecystectomy
16:00-16:30	Coffee break	
16:30-17:30	Theoretical session	
20‘	Pr. Vutskits	Peri-operative management
20‘	Mr. Chandran	Retroperitoneoscopy
20‘	Dr. Mazzone	Transperitoneal approach for pyeloplasty
17:30-18:30	Interactive session and course evaluation	
19:00	Course dinner	



Day 2 - Master class

08:30-10:00	Hands-on session Pelvitrainer / Pelvitrainer with animal organs	Pyeloplasty
10:00-10:30	Coffee break	
10:30-12:00	Hands-on session Pelvitrainer / Pelvitrainer with animal organs	Pyeloplasty
12:00-13:00	Lunch break	
13:00-16:00	Hands-on session Pelvitrainer / POP-Trainer with animal organs	Cholecystectomy / Pyloromyotomy, Fundoplication, Splenectomy
16:00-16:30	Coffee break	
16:30-18:00	Interactive session and course evaluation	

Accreditation

The course is accredited with 13 credits by the European Accreditation Council for Continuing Medical Education (EACCME®).

